

A140 Disaster Warning Alarm Sounder



- Maximum output : 140dB(A) @ 1metre
- 32 alarm tones
- 3 stage alarm option
- Automatic synchronisation on multi-sounder systems
- Voltages : 24vdc(21-28vdc); 115vac;230vac
- Ideal for battery back-up applications
- DC versions have reverse polarity diode protection.
- Fully programmable version with 4 stages available.
- Special tones available on request.
- Enclosure material : Lightweight fibreglass
- Colour available : Grey
- Operating temperature : -25 to +55°C
- Storage temperature : -40 to +70°C
- Relative humidity : 90% at 20°C
- Weight: 25Kg

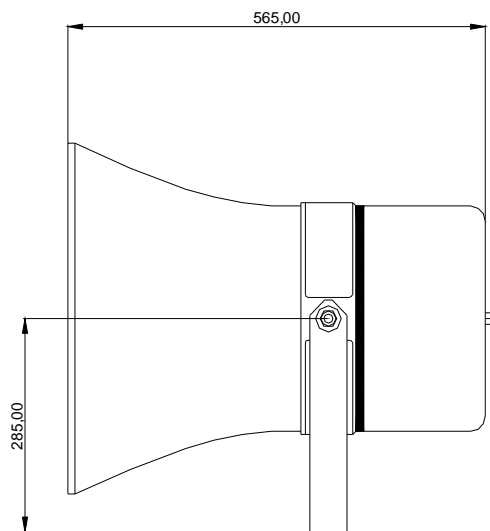
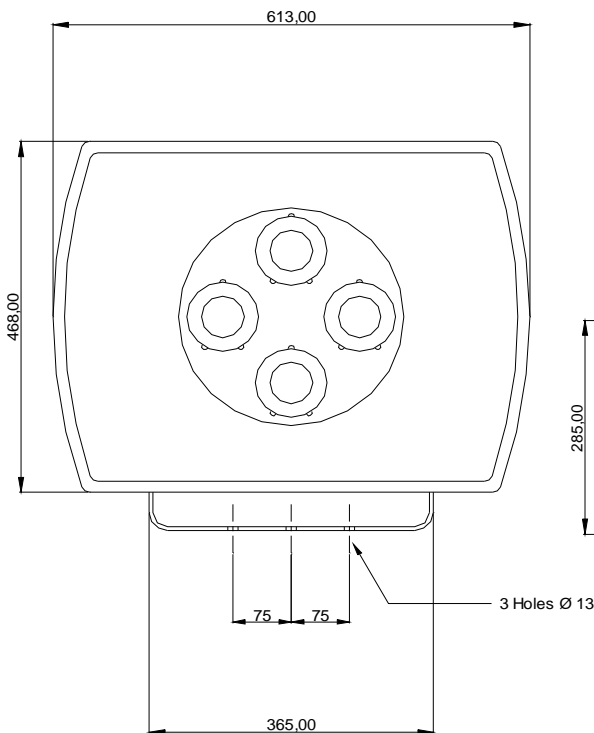


A compact, high powered, lightweight unit.

Applications include large industrial sites, quarries, remote CEMAH sites, agricultural or forestry sites.

Input voltages and current consumption for the A140 sounder.

Voltage :	24vdc	115vac	230vac
		50/60Hz	50/60Hz
Voltage range :	21-28vdc	+/-10%	+/-10%
Current mA :	8A	2A	1A



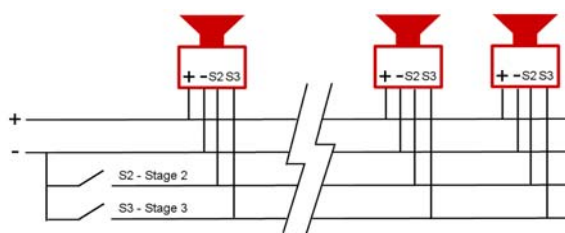
are in millimetres.

Also available:

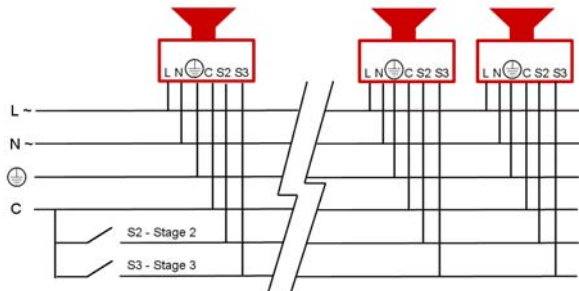
- **A100** AlertAlarm - 32 tones 104dB(A).
- **A105N** AlertAlarm - 32 tones 112dB(A).
- **A112** AlertAlarm - 45 tones 119dB(A).
- **A121** AlertAlarm - 45 tones 126dB(A).
- **A105N** Appello range of voice evacuation products.

Stage 1 Frequency Description		Stage 2	Stage 3
Tone 1	340 Hz Continuous		Tone 2 Tone 5
Tone 2	800/1000Hz @ 0.25 sec Alternating		Tone 17 Tone 5
Tone 3	500/1200Hz @ 0.3Hz 0.5 sec Slow Whoop		Tone 2 Tone 5
Tone 4	800/1000Hz @ 1Hz Sw eeping		Tone 6 Tone 5
Tone 5	2400Hz Continuous		Tone 3 Tone 20
Tone 6	2400/2900Hz @ 7Hz Sw eeping		Tone 7 Tone 5
Tone 7	2400/2900Hz @ 1Hz Sw eeping		Tone 10 Tone 5
Tone 8	500/1200/500Hz @ 0.3Hz Sw eeping		Tone 2 Tone 5
Tone 9	1200/500Hz @ 1Hz - DIN / PFEER P.T.A.P.		Tone 15 Tone 2
Tone 10	2400/2900Hz @ 2Hz Alternating		Tone 7 Tone 5
Tone 11	1000Hz @ 1Hz Intermittent		Tone 2 Tone 5
Tone 12	800/1000Hz @ 0.875Hz Alternating		Tone 4 Tone 5
Tone 13	2400Hz @ 1Hz Intermittent		Tone 15 Tone 5
Tone 14	800Hz 0.25sec on, 1 sec off Intermittent		Tone 4 Tone 5
Tone 15	800Hz Continuous		Tone 2 Tone 5
Tone 16	660Hz 150mS on, 150mS off Intermittent		Tone 18 Tone 5
Tone 17	544Hz (100mS)/440Hz (400mS) - NF S 32-001		Tone 2 Tone 27
Tone 18	660Hz 1.8sec on, 1.8sec off Intermittent		Tone 2 Tone 5
Tone 19	1.4KHz-1.6KHz 1s, 1.6KHz-1.4KHz 0.5s -NFC48-265		Tone 2 Tone 5
Tone 20	660Hz Continuous		Tone 2 Tone 5
Tone 21	554Hz/440Hz @ 1Hz Alternating		Tone 2 Tone 5
Tone 22	544Hz @ 0.875 sec. Intermittent		Tone 2 Tone 5
Tone 23	800Hz @ 2Hz Intermittent		Tone 6 Tone 5
Tone 24	800/1000Hz @ 50Hz Sw eeping		Tone 29 Tone 5
Tone 25	2400/2900Hz @ 50Hz Sw eeping		Tone 29 Tone 5
Tone 26	Bell		Tone 2 Tone 15
Tone 27	554Hz Continuous		Tone 26 Tone 5
Tone 28	440Hz Continuous		Tone 2 Tone 5
Tone 29	800/1000Hz @ 7Hz Sw eeping		Tone 7 Tone 5
Tone 30	300Hz Continuous		Tone 2 Tone 5
Tone 31	660/1200Hz @ 1Hz Sw eeping		Tone 26 Tone 5
Tone 32	Two tone chime.		Tone 26 Tone 15

DC unit wiring configuration.



AC unit wiring configuration.



Ordering code :

A140	DC	24	G
Product	Supply	Voltage	Housing
A140	DC	24	G
	AC	115	Grey
		230	