

1 Spectra arm AB121RTH

Sounder unit A121

Maximum output: 126 dB(A) @ 1 m

Nominal output: 121 dB(A) @ 1 m - tone 2

45 alarm tones (UKO OAV/PFEER compliant)

Rotating Beacon

G6.35/GY6.35 Halogen Bulb

IP Rating: IP65

Temp: -25°C to +50°C

Unit weight: 2.7kg DC 3.3kg AC

CE

Order code

AB121RTHDC24Y/x 24VDC (18-30VDC)

Beacon 1540mA Sounder 950mA @ 24VDC

Nominal voltage & Range

AB121RTHAC115V/x 115VAC (103-127VAC)

Beacon 338mA Sounder 240mA @ 115VAC

AB121RTHAC230V/x 230V AC (207-253VAC)

Beacon 186mA Sounder 120mA @ 230VAC

Example:- AB121RTHDC24G/R

This example is for a

A121 sounder with rotating beacon

running on 24VDC

the housing is grey with a red lens.

Dimensions : 190mm(w) x 390mm(h) 1.5mm² terminals

For Lens colour options

x = in order code to be replaced with required lens colour

R = Red A = Amber

B = Blue C = Clear

G = Green Y = Yellow

Y = in order code to be replaced with required housing colour

G = Grey R = Red

Bulb replacement

E2S Part No.

BJC35W24VCL

BJCD40W120VCL

BJCD40W230VCL

Version

24V 35W

115V 40W

230V 40W



ATTENTION: Installation must be carried out by an electrician in compliance with the latest codes and regulations.



ATTENTION: Disconnect from power source before installation or service to prevent electric shock.



ATTENTION: On strobe beacons allow a minimum of 2 minutes for hazardous high voltage to discharge from unit.



ATTENTION: Lens on unit will be hot allow to cool prior to removal.

Tel : +44(0)20 8743 8880 Fax : +44(0)20 8740 4200
 mail : sales@e2s.com Web : www.e2s.com



2

AB121RTH Sounder Tone Settings Table

For switch settings please note:-

Where 1 is indicated the switch


position is on.

Where 0 is indicated the switch

position is off.

Example:-

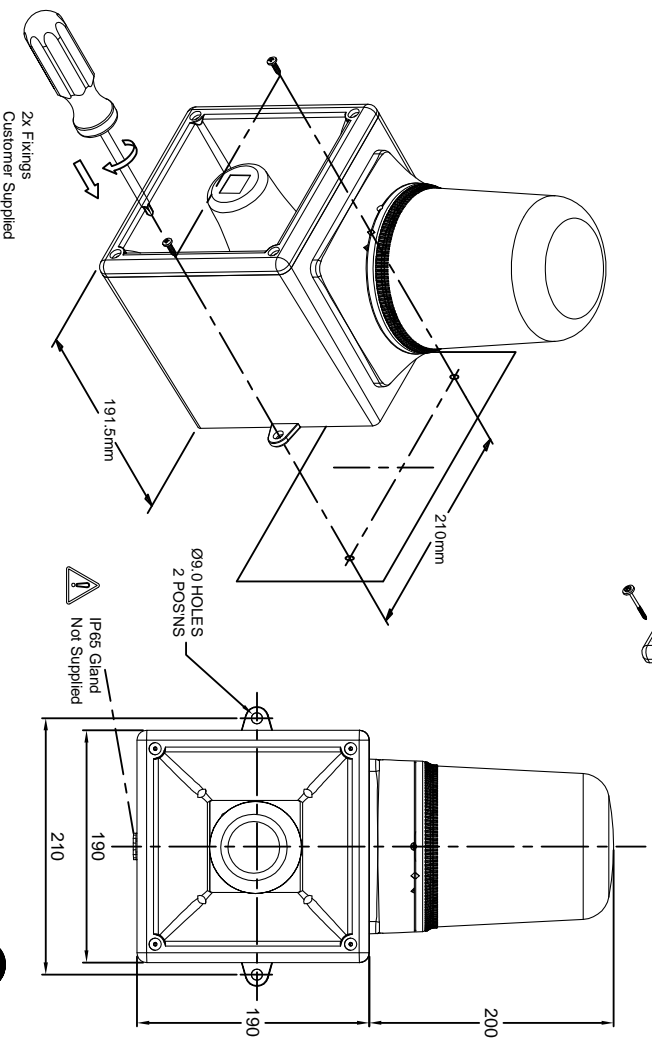
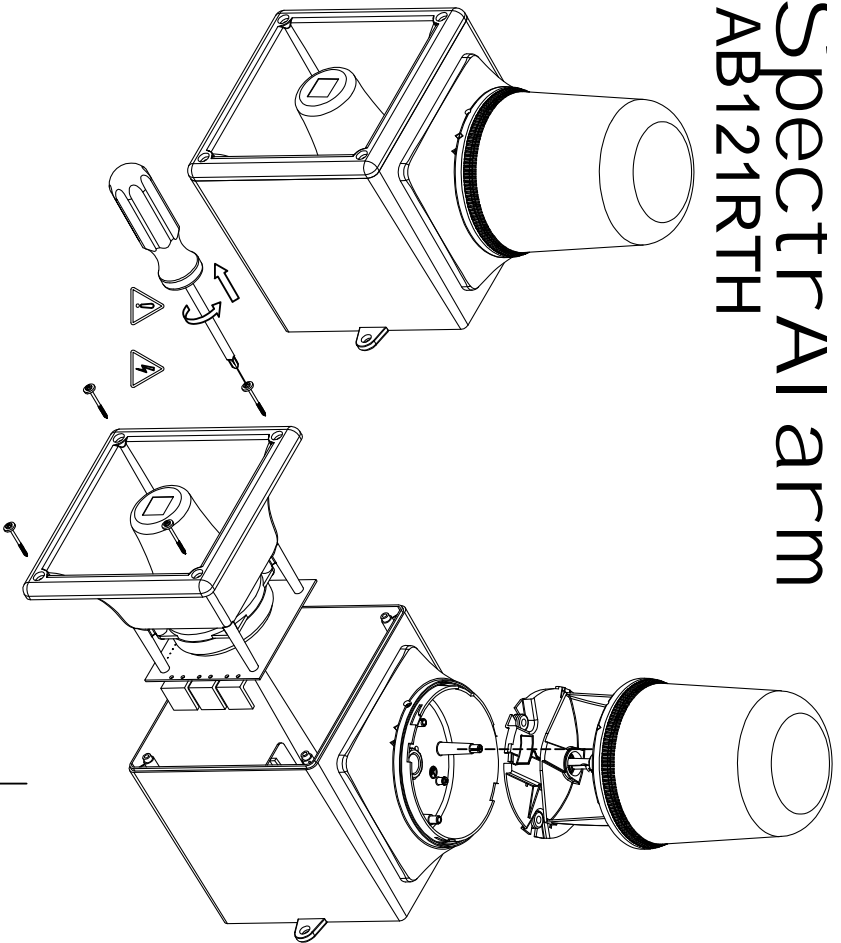
Table shows 1 0 0 0 0 0 0
 Switch setting On Off Off Off Off



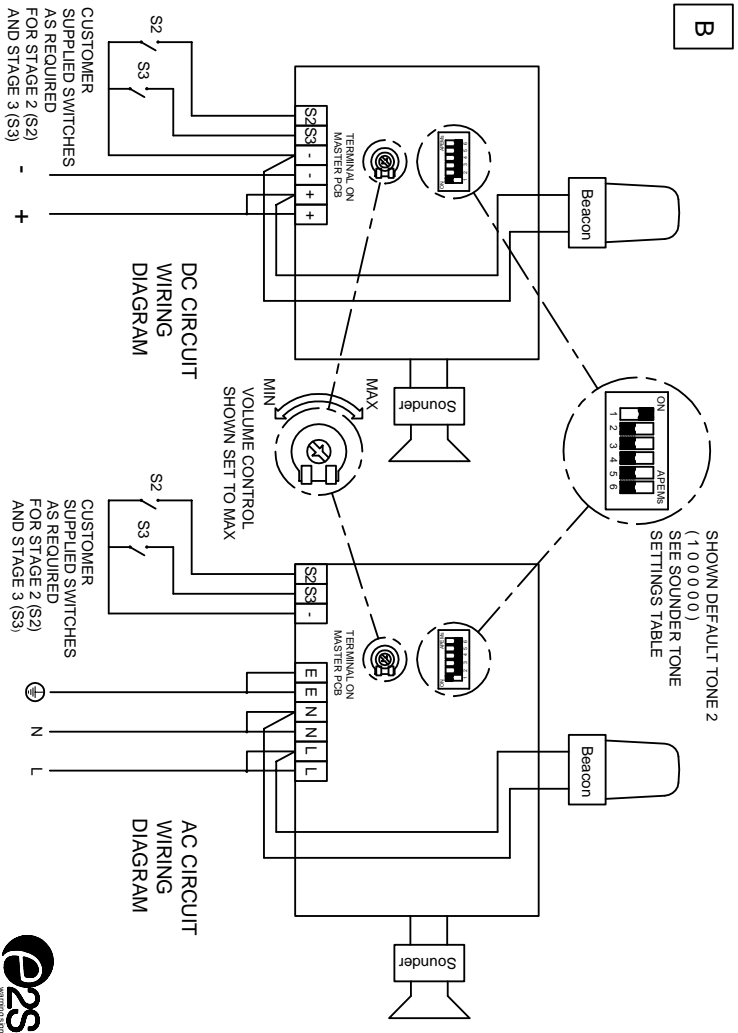
Stage 1	Frequency Description	Switch 1 2 3 4 5 6	Stage 2	Stage 3
1	340Hz Continuous	0 0 0 0 0 0	Tone 2	Tone 5
2	800/1000Hz @ 0.25 sec Alternating	1 0 0 0 0 0	Tone 17	Tone 5
3	500/1200Hz @ 0.3Hz sec Slow Whoop	0 1 0 0 0 0	Tone 2	Tone 5
4	800/1000Hz @ 1Hz Sweeping	1 1 0 0 0 0	Tone 6	Tone 5
5	2400Hz Continuous	0 0 1 0 0 0	Tone 3	Tone 20
6	2400/2900Hz @ 1Hz Sweeping	1 0 1 0 0 0	Tone 7	Tone 5
7	2400/2900Hz @ 1Hz Sweeping	0 1 1 0 0 0	Tone 10	Tone 5
8	500/1200/500Hz @ 0.3Hz Sweeping	1 1 1 0 0 0	Tone 2	Tone 5
9	1200/500Hz @ 1Hz - DIN PFEER F-1A-P	0 0 0 1 0 0	Tone 15	Tone 2
10	2400/2900Hz @ 2Hz Alternating	1 0 0 1 0 0	Tone 7	Tone 5
11	1000Hz @ 1Hz Intermitent	0 1 0 1 0 0	Tone 2	Tone 5
12	800/1000Hz @ 0.875Hz Alternating	1 1 0 1 0 0	Tone 4	Tone 5
13	2400Hz @ 1Hz Intermitent	0 0 1 1 0 0	Tone 15	Tone 5
14	800Hz @ 0.25 sec on, 1 sec off Intermitent	1 0 1 1 0 0	Tone 4	Tone 5
15	800Hz Continuous	0 1 1 1 0 0	Tone 2	Tone 5
16	660Hz 150ms on, 150ms off Intermitent	1 1 1 1 0 0	Tone 18	Tone 5
17	544Hz (100ms)/440 Hz (400ms) - NF S 32-001	0 0 0 0 1 0	Tone 2	Tone 27
18	660Hz 1.8 sec on, 1.8 sec off Intermitent	1 0 0 0 1 0	Tone 2	Tone 5
19	1.4KHz - 1.8KHz 1s, 1.8KHz - 1.4 KHz 0.5s - NF CA8-285	0 1 0 0 1 0	Tone 2	Tone 5
20	660Hz Continuous	1 1 0 0 1 0	Tone 2	Tone 5
21	554Hz/440Hz @ 1Hz Alternating	0 0 1 0 1 0	Tone 2	Tone 5
22	544Hz @ 0.875 sec Intermitent	1 0 1 0 1 0	Tone 2	Tone 5
23	800Hz @ 2Hz Intermitent	0 1 1 0 1 0	Tone 6	Tone 5
24	800/1000Hz @ 50Hz Sweeping	1 1 1 0 1 0	Tone 29	Tone 5
25	2400/2900Hz @ 50Hz Sweeping	0 0 0 1 1 0	Tone 29	Tone 5
26	Bell	1 0 0 1 1 0	Tone 2	Tone 15
27	554Hz Continuous	0 1 0 1 1 0	Tone 26	Tone 5
28	440Hz Continuous	1 1 0 1 1 0	Tone 2	Tone 5
29	800/1000Hz @ 7Hz Sweeping	0 0 1 1 1 0	Tone 7	Tone 5
30	300Hz Continuous	1 0 1 1 1 0	Tone 2	Tone 5
31	660/1200Hz @ 1Hz Sweeping	0 1 1 1 1 0	Tone 26	Tone 5
32	Two tone chime	1 1 1 1 1 0	Tone 26	Tone 15
33	745Hz @ 1Hz Intermitent	0 0 0 0 0 1	Tone 2	Tone 5
34	1000 & 2000Hz @ 0.5 sec Alternating - Singapore	1 0 0 0 0 1	Tone 38	Tone 45
35	420Hz @ 0.625 Sec Australian Alert	0 1 0 0 0 1	Tone 36	Tone 5
36	500-1200Hz 3.75 sec /0.25 sec Australian Eval.	1 1 0 0 0 1	Tone 35	Tone 5
37	1000Hz Continuous - PFEER Toxic Gas	0 0 1 0 0 1	Tone 9	Tone 45
38	2000Hz Continuous	1 0 1 0 0 1	Tone 34	Tone 45
39	800Hz 0.25 sec on, 1 sec off Intermitent	0 1 1 0 0 1	Tone 23	Tone 17
40	544Hz (100ms)/440Hz (400ms) - NF S 32-001	1 1 1 0 0 1	Tone 31	Tone 27
41	Motor Siren - slow rise to 1200Hz	0 0 0 1 0 1	Tone 2	Tone 5
42	Motor Siren - slow rise to 800Hz	1 0 0 1 0 1	Tone 2	Tone 5
43	1200Hz Continuous	0 1 0 1 0 1	Tone 2	Tone 5
44	Motor Siren - slow rise to 2400Hz	1 1 0 1 0 1	Tone 2	Tone 5
45	1KHz 1s on, 1s off Intermitent - PFEER Gen. Alarm	0 0 1 1 0 1	Tone 38	Tone 34



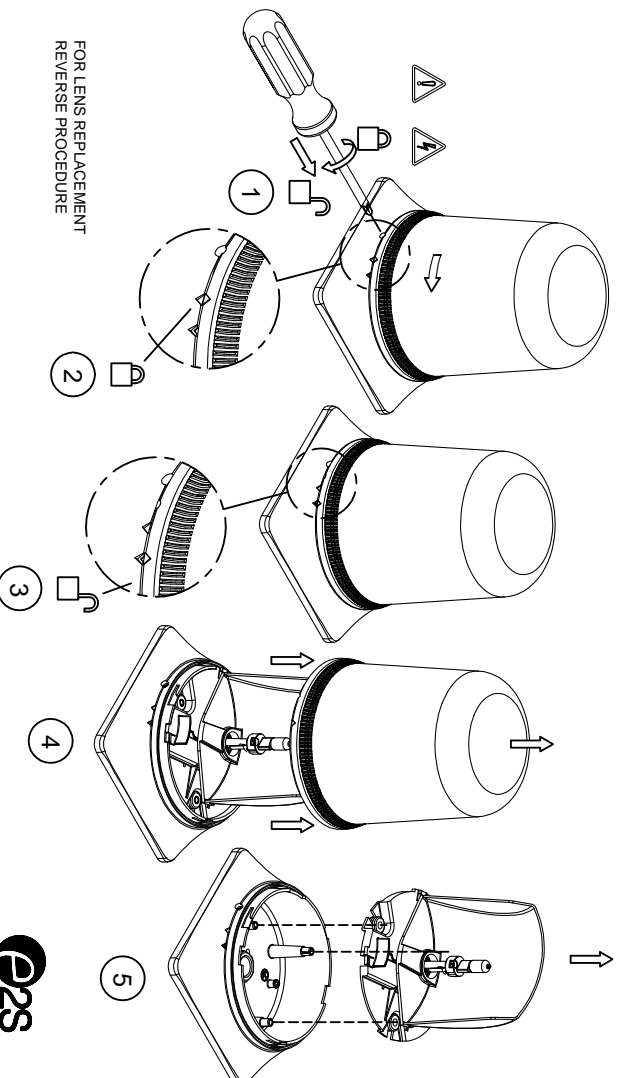
A SPECTRA arm AB121RTH



B



C



Dimensions in mm

Tel : +44(0)20 8743 8980 Fax : +44(0)2 8740 4200
mail : sales@e2s.com Web : www.e2s.com



D128-00-101-IS_SHT2_ISSUE_A